

## REPORTS

At the click of a button, PARA-SCOPE<sup>®</sup> allows stakeholders to identify key risk areas by comparing one or more skilled nursing providers to benchmarks using Formation Healthcare Group's expertly designed risk rankings

PARA-SCOPE <sup>(SM)</sup> Post-Acute Risk Analysis - Statistical, Clinical, and Operational Performance Evaluation																														
Risk Level	Nursing Home Name	State	Occup %	Variance to County Avg	Total Weighted Health Survey Score	G+				IJ				LSS				DPNA Days	CMP (\$)	PointRight <sup>®</sup> Pro30 <sup>™</sup> Rehos. Measure	QM Rating	Staffing Rating	RN Staffing Rating	5-Star Overall Rating	SFF or Candidate #	G+ Predicted Likelihood	Occupancy Decline 10%+ Predicted Likelihood	Failed Revisit Predicted Likelihood	DPNA Predicted Likelihood	RTH > 20.3 Predicted Likelihood
						Cycle 3	Cycle 2	Cycle 1	Total	Cycle 3	Cycle 2	Cycle 1	Total	Cycle 3	Cycle 2	Cycle 1	Total													
Immediate Risk	Nursing Facility #1	PA	85%	3%	136.0	0	0	2	2	0	0	0	0	6	2	0	8	0	\$0	18.5	2	1	2	1	#16	39%	4%	36%	15%	30%
At Risk	Nursing Facility #2	FL	93%	11%	182.2	0	0	1	1	0	0	1	1	1	0	3	4	0	\$64,500	22.0	2	3	3	1		15%	2%	11%	7%	26%
At Risk	Nursing Facility #3	PA	91%	10%	127.7	0	0	1	1	0	0	0	0	1	2	8	11	38	\$0	20.9	3	2	2	1		26%	3%	6%	5%	23%
Average Risk	Nursing Facility #4	GA	93%	16%	84.7	0	0	1	1	0	0	0	0	3	3	2	8	0	\$0	19.9	4	3	3	1		25%	3%	9%	5%	40%
Average Risk	Nursing Facility #5	VA	83%	-1%	64.7	1	0	0	1	0	0	0	0	7	9	11	27	0	\$0	22.1	2	3	3	1		14%	6%	7%	3%	27%
Low Risk	Nursing Facility #6	FL	98%	16%	10.7	0	0	0	0	0	0	0	0	10	0	6	16	0	\$0	11.7	3	1	1	3		14%	3%	1%	1%	18%
Low Risk	Nursing Facility #7	FL	79%	-4%	51.3	0	0	0	0	0	0	0	0	1	0	2	3	0	\$0	23.5	5	2	3	3		13%	11%	4%	3%	17%
Low Risk	Nursing Facility #8	PA	84%	1%	27.3	0	0	0	0	0	0	0	0	0	0	0	0	0	\$0	20.4	2	3	4	3		14%	9%	3%	2%	19%
Low Risk	Nursing Facility #9	PA	87%	4%	20.0	0	0	0	0	0	0	0	0	3	0	1	4	0	\$0	18.9	3	4	4	4		13%	5%	2%	2%	15%


# PARA-SCOPE<sup>®</sup>

Post-Acute Risk Analysis – Statistical, Clinical, & Operational Performance Evaluation



Comprehensive data in one place.

Regulatory surveys, occupancy, re-hospitalization, enforcement actions, quality measures, special focus facility designation, candidacy for special focus, likelihood of adverse outcomes, and more – accessible at a glance in one report.



### Access to the experts.

Engage the expert team at Formation Healthcare Group, developers of PARA-SCOPE<sup>®</sup>, for deeper analysis and consulting opportunities.



### On-demand, macro-level risk analysis.

Compare one or more skilled nursing providers to benchmarks as you view Formation Healthcare Group's expertly designed risk rankings that combine numerous data sources into one quick summary report.



**FORMATION**  
**Healthcare Group**

(<http://formationhealthcare.com>)

# Quality In Cite®

## ABOUT US

We are Formation Healthcare Group, a clinical consulting group that tracks, trends, benchmarks, analyzes, and reports on the clinical performance and regulatory compliance of operators and their facilities.

## LINKS


[FAQ \(/Home/FAQ\)](/Home/FAQ)


[News & Events \(/Home/News\\_Events\)](/Home/News_Events)


[Run A Report \(/Home/RunaReport\)](/Home/RunaReport)

[Contact Us \(/Home/Contact\)](/Home/Contact)

## GET IN TOUCH

 [678.578.8375 \(tel://6785788375\)](tel://6785788375)

 [info@formationhealthcare.com \(mailto:info@formationhealthcare.com\)](mailto:info@formationhealthcare.com)

 [www.formationhealthcare.com \(http://www.formationhealthcare.com\)](http://www.formationhealthcare.com)