



# ETF THINK TANK

A COMMUNITY OF ADVISORS  
GROWING THROUGH CLIENT ALIGNMENT

Member Login

**ACSI** \$34.16 **-0.04** Published from [TC2000.com](https://www.tc2000.com)

**IWM** \$154.86 **-0.33** Published from [TC2000.com](https://www.tc2000.com)

## Tank Talk

Portfolio Manager/ETF Strategist @ETFProfessor



**Thank You Mom – Africa**

9 JUL 2019



## Lower Rates Drive Optimism? Are You Upside Down With Hope?

20 JUN 2019



## ETF Flows Tell US Certain Investors Are Getting More Defensive, But...


13 JUN 2019

[View All](#)

**Become an ETF Nerd and Join the Tank!**



### Research an ETF



Ticker:







In-depth analysis from ETF Research Center

### ETF Industry's Key Performance Indicators

ETF INDUSTRY KPIs <small>(key performance indicators)</small>				
LISTINGS	2,277 <small>TOTAL NUMBER OF US ETFs</small>	7.6% <span style="color: green;">↑</span> <small>CHANGE YTD</small>	+270 <small>ETFs LAUNCHED IN LAST 12 MONTHS</small>	1.55 <small>OPEN TO CLOSE RATIO</small>
US ASSETS	\$3.82 <sup>Tn</sup> <small>ASSETS</small>	(0.83%) <span style="color: red;">↓</span> <small>CHANGE ONE WEEK</small>	13.01% <span style="color: green;">↑</span> <small>CHANGE YTD</small>	6.80% <small>TOROSO ETF OWNERSHIP AVERAGE*</small>
REVENUE	0.19% <small>AVERAGE WEIGHTED EXPENSE RATIO OF ALL ETFS</small>	39.31% <small>REVENUE FROM NON-TRADITIONAL BETA</small>	5.46% <small>REVENUE FROM ACTIVE</small>	\$7.36 <sup>Bn</sup> <small>ETF ER 12 MONTH REVENUE</small>



## Think Tank Tweets

 <p><b>Downtown Josh Brown</b> @ReformedBroker</p> <p>.@david_perell writes his ass off. Nice shout for Nick @dollarsanddata</p> <p>How to learn like an athlete <a href="http://perell.com/blog/learn-lik...">perell.com/blog/learn-lik...</a></p> <p>3m</p>
 <p><b>Etf Trigger</b> @EtfTrigger</p> <p>Dow Jones Lags Nasdaq, But <a href="http://Amazon.com">Amazon.com</a> Clears Buy Point <a href="http://dlvr.it/R85bVw">dlvr.it/R85bVw</a></p> <p>14m</p>
 <p><b>Eric Balchunas</b> @EricBalchunas</p> <p>Interesting finding..</p> <p>17m</p>
 <p><b>Meb Faber</b> @MebFaber</p> <p><a href="http://investornews.vanguard/are-etfs-tax-e...">investornews.vanguard/are-etfs-tax-e...</a></p> <p>19m</p>
 <p><b>Todd Rosenbluth</b> @ToddCFRA</p> <p>Replying to @ToddCFRA and 3 others</p> <p>Love it when reporters move to a new home and keep us in mind for #ETF / #mutualfund commentary. Thanks Vicky.</p> <p>20m</p>
 <p><b>Todd Rosenbluth</b> @ToddCFRA</p> <p>#Advisors are increasingly using fees as a decision-making tool and is a recognition that passive investments</p>

are gaining ground. @cfraresearch take on #Morningstar changes. @Vlajournaliste @advisorhubinc advisorhub.com/morningstar-an...

23m

Tweets by ETFProfessor

## ETF News

[ETF Trends.com](#) [ETF Industry Index](#) [ETF.com](#) [ETFdb.com](#)

[Exchangetradedfunds.com](#) [ETF-RC](#) [ETF Express](#) [ETF Dailynews](#)

### Consumers Are Still Thirsty For Pepsico

PepsiCo shares rallied Tuesday after the company's second-quarter earnings beat estimates. Earnings per share were \$1.54, adjusted, vs. \$1.50 expected. Healthier snacks and Bubly sparkling water helped drive incremental sales growth and offset a drag from foreign exchange. PepsiCo CFO Hugh Johnston described the success on CNBC saying, "It really is very broad-based. I think we [...]"

The post Consumers Are Still Thirsty For Pepsico appeared first on ETF Trends.

### Platinum ETF Could Push Higher in the Second Half

The Aberdeen Standard Platinum Shares ETF (NYSEArca: PPLT) is up about 2% year-to-date. While that is obviously better than a loss, PPLT's 2019 performance, to this point, has lagged behind those of comparable gold and palladium exchange traded funds. However, some commodities market observers believe platinum could bounce back in the second half of the [...]"

The post Platinum ETF Could Push Higher in the Second Half appeared first on ETF Trends.

## **Refiners ETF Could Get a Lift From OPEC Price Support Efforts**

The Organization of Petroleum Exporting Countries (OPEC) is looking to trim oil output in a bid to support prices, a move that could lift oil-related exchange traded funds, such as the VanEck Vectors Oil Refiners ETF (NYSEArca: CRAK). CRAK tracks the MVIS Global Oil Refiners Index. That index “is a rules-based, modified capitalization weighted index intended [...]

The post Refiners ETF Could Get a Lift From OPEC Price Support Efforts appeared first on ETF Trends.

## **The Case for a Recession**

By Liam Flaherty, Julex Capital In the first 29 months of the Trump presidency, the S&P 500 has risen by about 11.3% annually through June 30th. On one hand, this beats the long-run (50-year) average of the market by 4.25%. On the other hand, this performance is not especially noteworthy considering the steepness of the recovery [...]

The post The Case for a Recession appeared first on ETF Trends.

## **REGL: A Top Idea Among Mid-Cap ETFs**

Investors should not overlook the potential potency of mid-cap stocks and the related exchange traded funds. Nor should they gloss over the income potential of the asset class. That can be harnessed with funds such as the ProShares S&P MidCap 400 Dividend Aristocrats ETF (CBOE: REGL). REGL, which recently turned four years old, follows the [...]

The post REGL: A Top Idea Among Mid-Cap ETFs appeared first on ETF Trends.

Currently, There is no event.

## ETF Industry Index - TETF.Index

The ETF Industry growth that sparked TETFIndex

