



CANVAS™


An investment service of O'Shaughnessy
Asset Management, LLC

BETTER PORTFOLIOS THROUGH DEEP CUSTOMIZATION

The future of adviser technology is here

Type Your Email here...

REQUEST DEMO



TECHNOLOGY BUILT BY INVESTORS

O'Shaughnessy Asset Management is a quantitative money management firm. OSAM has been managing client money since 2007 with team members managing our strategies back to 1996. The Canvas™ platform is our newest client-focused investing solution and service of O'Shaughnessy Asset Management, L.L.C.

The future of investing lives at the intersection of research and technology. Our team has spent decades building both and is turning our systems inside out to give other professionals access to build and implement their own strategies. We will keep improving every aspect of Canvas so your business and your clients' portfolios will, too.

LEARN MORE ABOUT OSAM

TOTAL CUSTOMIZATION THAT SCALES

Your firm's existing investment philosophy + client-specific adjustments.

Client-Specific Strategy Design

Start with strategy templates built to express your firm's core investing tenets, then tailor a fingerprint portfolio for each client based on their circumstances and preferences.

Deep Operational Efficiency

Digital paperwork, easy onboarding, and efficient dashboards. Everything is built to be scalable for advisers. Canvas is your investing operating system.

Solve Unique Problems for Clients and Prospects

Manage single stock, portfolio, and career risk exposures. Optimize taxes. Adjust holdings for the investors' values.

WHAT STRATEGIES WILL YOU DESIGN?

In the past, advisers had to mix off-the-shelf products that weren't built with any one client in mind. Overlapping positions, unintended exposures, and high active costs are now a thing of the past. Control everything and build the most efficient strategies possible using these dimensions of customization:

Dimensions of Customization

ASSET ALLOCATION

FACTORS

DIRECT INDEXING

ESG

TAX LOSS HARVESTING

POSITION LEVEL CUSTOMIZATION

FIXED INCOME

Asset Allocation

Select weights to stocks and bonds, including region and market cap segmentation.



STRATEGY BUILDER

The world's most intuitive investing strategy interface.

View portfolio exposure based on your selections.

Completely customize your allocation.

Active/Passive
Market Cap
Region
Fixed Income
Factor

Instant feedback on the choices you make.

Design detailed strategies with a few clicks.

Global Canvas Portfolio vs. MSCI ACWI
(Dot Size Scaled by Market Cap)

Geography & Market Cap Weights

Micro Cap Small / Mid Large Cap
U.S. 0 10 50
All Cap Large Cap
INTL ADR 40 0
Fixed Income Weight 0

100% Allocated

25% Passive U.S. Small/Mid Cap 75% Active
25% Passive U.S. Large Cap 75% Active
25% Passive INTL ADR All Cap 75% Active

Underweight Common Cons Disc Cons Disps Energy Financials Health Care Industrials Info Tech Materials Real Estate Utilities

Tracking Error 3.8% Active Share 74.5% Expected Return 5.2% Sharpe Ratio 0.61 Yield 2.52% Turnover 71.17% Fee 0.48%

*Backtest Data as of: 12/31/1995 - 12/31/2019

NEXT

REQUEST DEMO

THE NEXT STEP IN INVESTING TECHNOLOGY

OSAM's investment philosophy, process, and experience in building portfolio management tools converge in the Canvas platform, delivering the ultimate adviser/client experience.

- **Index Funds**
Diversified Beta at a Low Cost
1970s
- **ETFs**
Access to Cheap Beta
1990s
- **Tax-loss Harvesting**
Introduction of tax optimization for clients
- **Robo Advisors & PM Software**
Brought simplification and improved



1990s

operational
efficiency to
advisers
2000s

OSAM BLOG & RESEARCH

We are committed to teaching and building tools to make life easier for professional investors. Follow along:

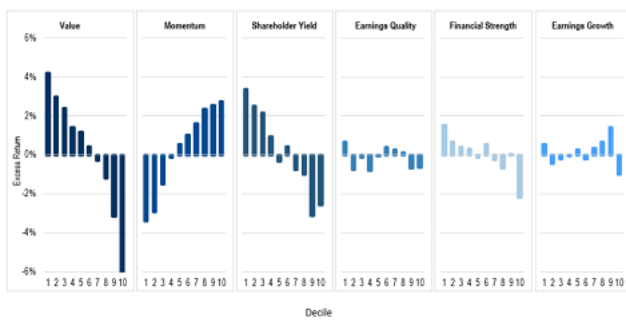


NOVEMBER 2019

The Factor Archives: A History of Factor Investing

Jamie Catherwood introduces a new factor series. In part 1 he provides a general exploration of modern factors and their historical roots.

Factor Excess Return 2019-09-01 to 2019-09-30

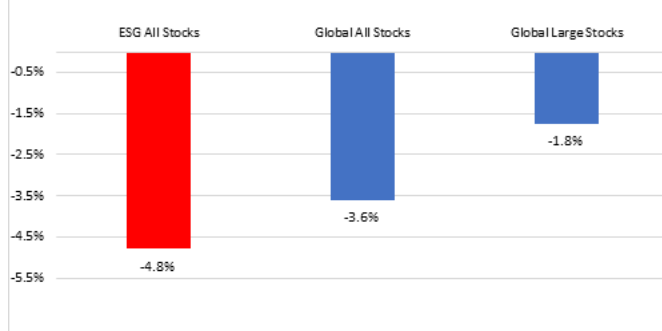


NOVEMBER 2019

O'Shaughnessy Quarterly Investor Letter Q3 2019

Patrick O'Shaughnessy discusses Q3 factor performance, promising signs for Value, and early Canvas learnings.

Figure 3: Removing Poor Quality in ESG (Excess Returns 1986-2019)



SEPTEMBER 2019

ESG the Right Way: Customization and Not Scale

Travis Fairchild, CFA has led OSAM's ESG research. Here he discusses our findings on ESG investing. This is OSAM's first whitepaper on this evolving investment preference.

DON'T MISS NEW RESEARCH

THINK OF A SPECIFIC CLIENT OR PROSPECT AND LET US HELP YOU BUILD YOUR FIRST STRATEGY.

REQUEST DEMO



CANVAS™

An investment service of O'Shaughnessy
Asset Management, LLC

(203) 975-3333

6 Suburban Avenue Stamford, CT 06901

CONTACT INFO

info@osam.com

For members of the press contact

ena.gong@osam.com

ABOUT

[Home](#)

[OSAM](#)

[Disclosure](#)

[Legal](#)

Use of the CANVAS™ platform is subject to the terms, conditions and limitations set forth [here](#).

Copyright © 2019 O'Shaughnessy Asset Management, L.L.C. All Rights Reserved.